

ITAL MACHINERY

MACCHINA ITALIANA




**COLD/WET
MIX PLANT**

Cold/Wet Mix Plant, which is designed for mechanical stabilization, cement stabilization and cold asphalt mixtures, always runs smoothly even on the most challenging projects and never lets you down.

MAIN FEATURES

- ◆ **Specially designed** shaft continuous mixer for perfect mixing quality. Homogenous mixing on cold asphalt production with bitumen emulsion and foam bitumen.
- ◆ **Over safe design** allows to stop-start the plant even when it is full of material.
- ◆ **Special design** production silos and cold feeders are appropriate for required capacities.
- ◆ **Compact design** fits into 40' container which provides economical transportation.



COLD/WET MIX PLANT

ITAL MACHINERY

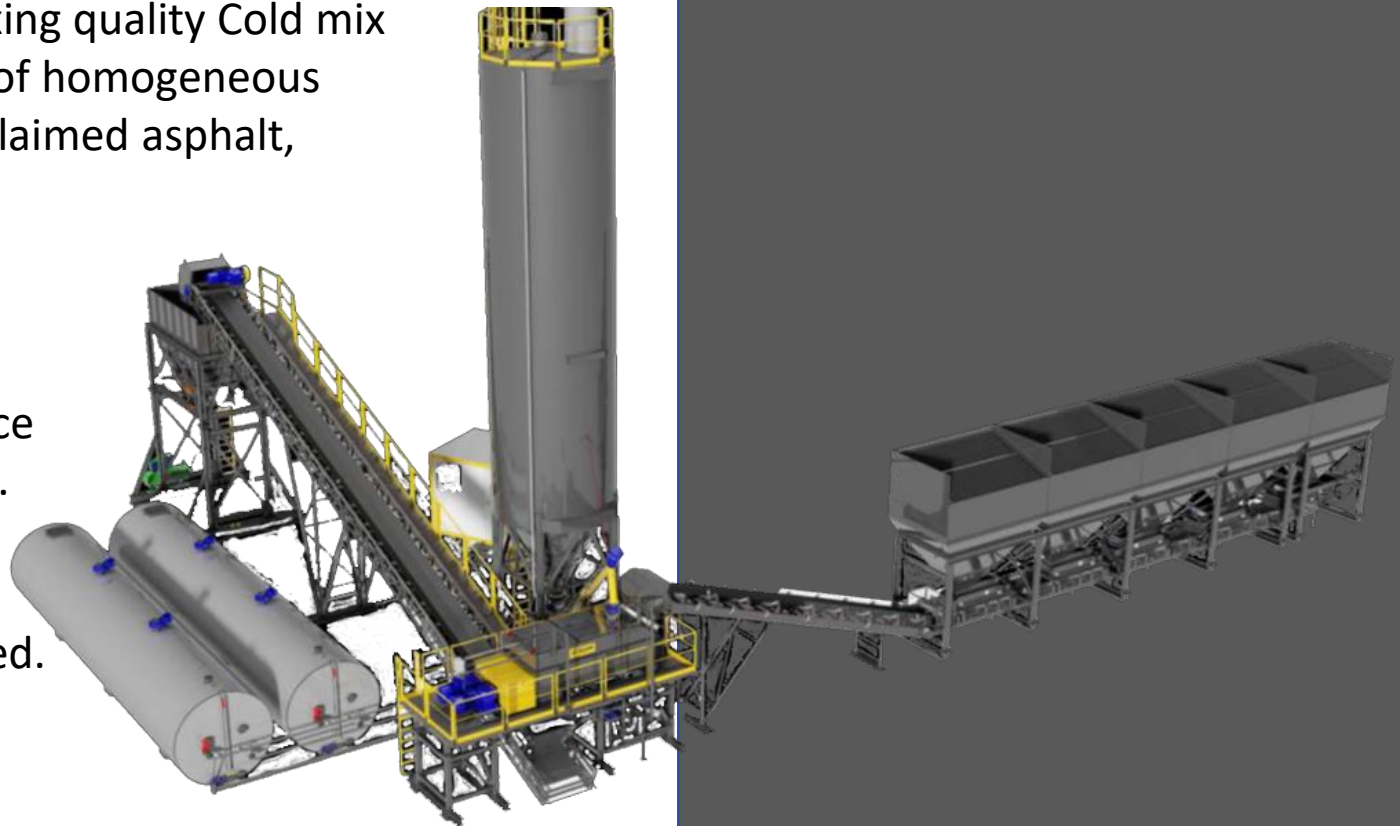
MACCHINA ITALIANA

TYPES AND FEATURES

- ◆ **800t/h** Mechanical stabilization (water + aggregate), cement stabilization (water + aggregate + cement) and cold mix asphalt (emulsion + aggregate + water, cement, recycled asphalt on demand). Transport via standard trailer, the number of vehicles varies according to configuration.
- ◆ **600t/h** Mechanical stabilization (water + aggregate), cement stabilization (water + aggregate + cement) and cold mix asphalt (emulsion + aggregate + water, cement, recycled asphalt on demand). Transport via standard trailer, the number of vehicles varies according to configuration.
- ◆ **400t/h** Mechanical stabilization (water + aggregate), cement stabilization (water + aggregate + cement) and cold mix asphalt (emulsion + aggregate + water, cement, recycled asphalt on demand). Transport via standard trailer or 40' Open Top container, number of vehicles/containers varies according to configuration.
- ◆ **200t/h** Mechanical stabilization (water + aggregate), cement stabilization (water + aggregate + cement) and cold mix asphalt (emulsion + aggregate - water, cement, recycled asphalt on demand). Transport via standard trailer or 40' Open Top container, number of vehicles/containers varies according to configuration.

GENERAL SPECIFICATIONS

- ◆ **Diversification of plants** at different capacities in the range of 200-800t/h, in order to respond to different needs of road, railway, airport projects.
- ◆ **Fully controlled production** of mechanical stabilization, cement stabilization and cold asphalt mixtures in excellent quality.
- ◆ **Specially designed** twin shaft mixer for perfect mixing quality Cold mix plants have been designed for various production of homogeneous cold/wet mixes with aggregate, water, cement, reclaimed asphalt, bitumen emulsion, foam bitumen.
- ◆ **Thanks to standard** production of mixer, its arms, paddles, body parts with bolted anti-wear components and wear parts are very easy to replace and we can provide continuous spare part support.
- ◆ **Dosing belt** flow sensors stop the system automatically when aggregate feeding is interrupted.



COLD/WET MIX PLANT

ITAL MACHINERY

MACCHINA ITALIANA

GENERAL SPECIFICATIONS

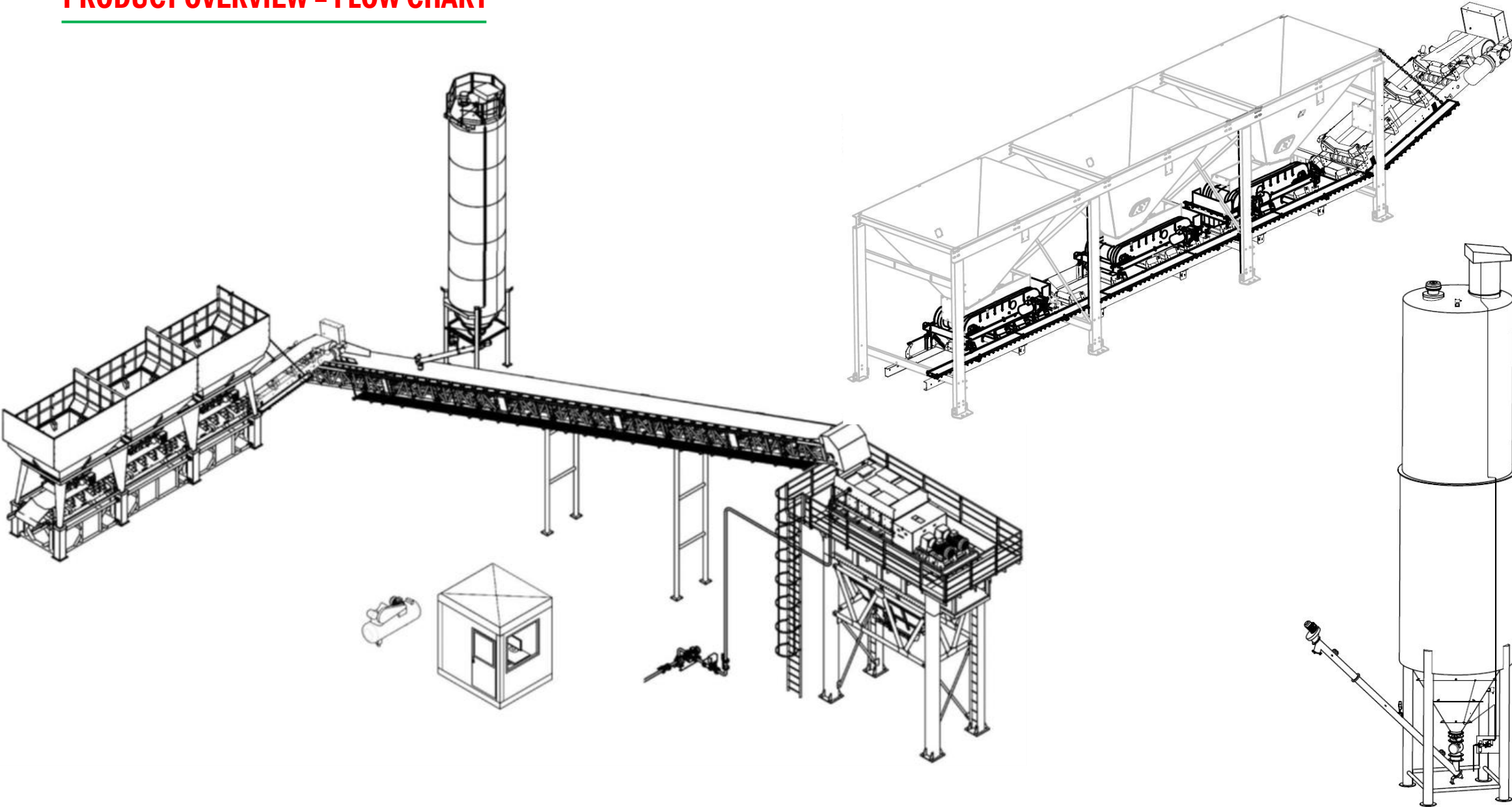
- ◆ **Capacity** of dosing belts, ratio of cement, bitumen emulsion and foam bitumen in the mix can be adjusted from control cabin via frequency converter.
- ◆ **Fully automatic** control of production with optional PLC + computer control system, which also allows storage and reporting of all production data.
- ◆ **Compact design** fits into 40' Open Top container (plants with 200 and 400t/h capacity) which provides easy and economic transportation.



COLD/WET MIX PLANT

ITAL MACHINERY
MACCHINA ITALIANA

PRODUCT OVERVIEW – FLOW CHART



CONTACT US



italmachinery.com.ua



sales@italmachinery.com.ua



+38 (067) 271 61 61

+38 (067) 371 61 61

+38 (067) 801 77 00

+38 (096) 449 32 08



facebook.com/italmachinery



[@italmachinery](https://instagram.com/italmachinery)



[Ital Machinery](https://www.youtube.com/italmachinery)

ITAL MACHINERY
MACCHINA ITALIANA

